

Allianz Europe Equity Growth - A - EUR

Fund for European growth stocks



Investment Objective

The fund primarily invests in European equity markets. The fund includes environmental and social factors in its investment decisions and engages specifically with high carbon emitters in order to promote climate consciousness. Fund management focuses on securities it considers to have growth potential that is not fully taken into consideration in the price of the security (growth approach). The investment objective is to achieve long-term capital growth.

Fund Manager



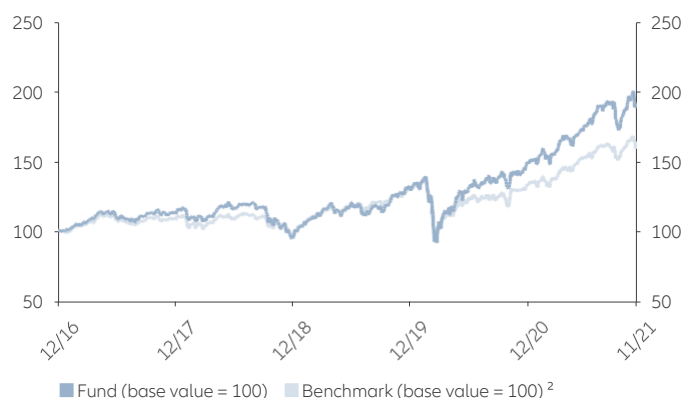
Thorsten Winkelmann
(since 10/01/2009)



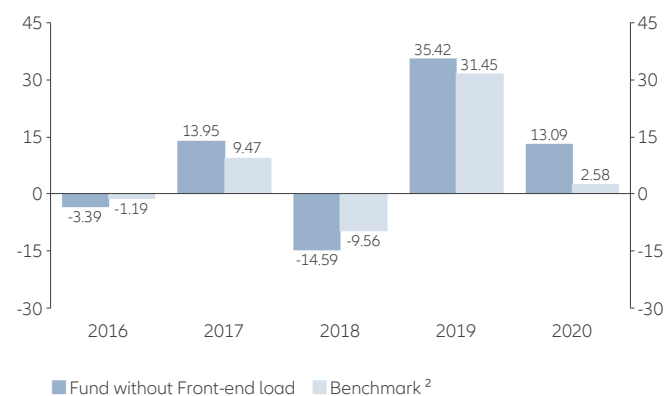
Robert Hofmann
(since 05/12/2020)

Performance

Since Inception ¹



Performance History (%) ¹



Performance History (%) ¹

	YTD	1M	3M	6M	1Y ³	3Y ³	3Y p.a. ³	5Y ³	5Y p.a. ³	S. Inc. ³	S. Inc. p.a. ³
Fund	27.02	0.97	-1.82	11.78	31.27	80.86	21.84	94.82	14.27	791.58	9.19
Benchmark	20.02	-1.16	-1.04	7.96	23.50	53.11	15.26	68.61	11.01	441.72	7.03

Key Information

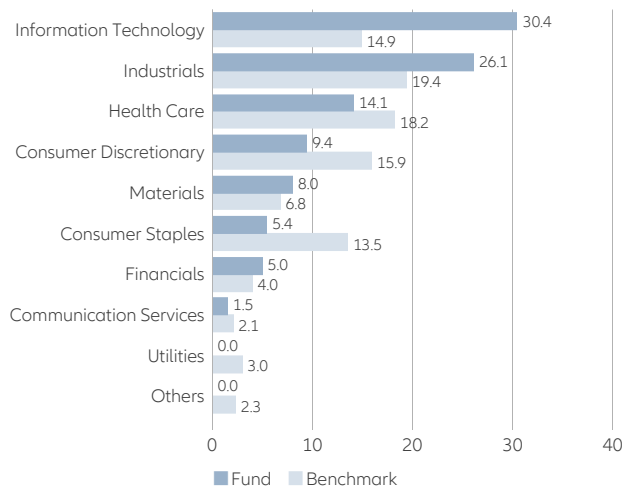
ISIN / German security no.	LU0256839191 / A0K DMT
Benchmark ²	S&P Europe Large Mid Cap Growth Total Return Net (in EUR)
EU SFDR Category ⁴	Article 8
Management company	Allianz Global Investors GmbH
Custodian bank	State Street Bank International GmbH - Luxembourg branch
Launch date	10/16/2006
Net assets	8,663.24 mn. EUR
Share class volume	871.34 mn. EUR
Financial year end	9/30/
Distribution payout on 12/15/2020	0.141 EUR
Distribution frequency	annually
Registered for sale in	AE, AT, BE, BH, CH, CL, DE, DK, ES, FI, FR, GB, GR, HK, IE, IT, LI, LU, MO, NL, NO, PL, SE, SG, SK

Risk/ Return Ratios ¹

	3 Years	5 Years
Alpha (%)	6.58	3.26
Beta	1.11	1.10
Coefficient of correlation	0.95	0.94
Information ratio	1.20	0.60
Sharpe ratio ⁵	1.31	0.97
Treynor ratio	20.16	13.28
Tracking error (%)	5.46	5.38
Volatility (%) ⁶	17.02	15.10
Active share (%) ⁷		71.07
Dividend yield (%) ⁸		0.91

Portfolio Structure ⁹

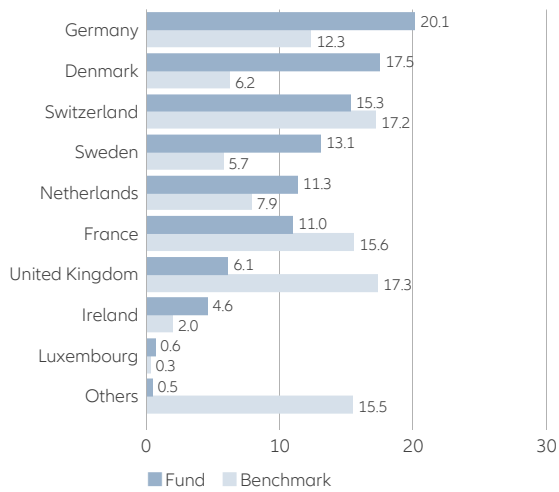
Sector Breakdown (%)



Top 10 Holdings (%)

ASML HOLDING NV	8.48
SIKA AG-REG	5.21
DSV A/S	5.08
NOVO NORDISK A/S-B	5.04
INFINEON TECHNOLOGIES AG	4.65
PARTNERS GROUP HOLDING AG	3.80
DASSAULT SYSTEMES SE	3.30
KINGSPAN GROUP PLC	3.28
ADIDAS AG	3.15
LVMH MOET HENNESSY LOUIS VUI	3.13
Total	45.12

Country/Location Breakdown (%)



Fee Structure

Front-end load (%) ¹⁰	5.00
All-in fee in % p.a. ¹⁰	1.80
TER (%) ¹¹	1.84

Additional Fund Information

Bloomberg Ticker	RCMEUGA LX
Reuters Ticker	ALLIANZGI01

Opportunities

- + High return potential of stocks in the long run
- + Investments specifically in the European stock market
- + Growth stocks outperform in some phases
- + Focus on sustainable investments
- + Broad diversification across numerous securities
- + Possible extra returns through single security analysis and active management

Risks

- High volatility of stocks, losses possible. The volatility of fund unit prices may be strongly increased.
- Underperformance of the European stock market possible
- Growth stocks may underperform at times
- Sustainability approach narrows the investment universe
- Limited participation in the yield potential of single securities
- Success of single security analysis and active management not guaranteed

- 1) Calculated at the net asset value, excl. front-end load and redemption fees, distributions reinvested. Calculation according to method as defined by BVI, the German Fund Companies Association. Past performance is not a reliable indicator of future results. Any front-end loads and redemption fees reduce the capital employed and the performance stated. All performance data since 13/01/1997 of Allianz Europe Equity Growth - A - EUR prior to the launch date, 16/10/2006 refer to another investment fund. This does not imply that Allianz Europe Equity Growth - A - EUR will experience a similar performance in the future. All share classes/investment funds mentioned above are based on the same investment objectives and strategies as well as risk profiles and fee structures. Past performance is not a reliable indicator of future results.
- 2) Benchmark history: until 31/07/2008 S&P EUROPE LARGEMIDCAP GROWTH RETURN GROSS IN EUR, until 31/03/2002 MSCI Europe Total Return Net (in EUR)
- 3) This data is based on rolling 12-month periods as at 11/30/2021. It is presented in addition to the calendar year performance.
- 4) SFDR: EU Sustainable Finance Disclosure Regulation. Information accurate at time of publishing.
- 5) The Sharpe ratio states the relationship between the return generated by the fund and the investment risk. The fund's excess return versus the risk-free market rate is compared to volatility. Negative values are not meaningful.
- 6) Volatility measures the fluctuation range of the fund's performance over a specified period of time.
- 7) Measure of the proportion of fund assets that is invested differently from the benchmark.
- 8) The dividend yield corresponds to the expected dividend divided by the current price of the share, expressed as a percentage. (eDiv/share price) where: eDiv = product of the last dividend payment and the number of expected dividend payments per year (e.g. the expected dividend for a share with quarterly dividend payment corresponds to the dividend for the last quarter times four). The dividend yield depends both on the amount of the dividend and the current price of the share. Both these key variables may be subject to constant change. The dividend yield is only a snapshot based on the current amount of the dividend and the current share price; **as a result, it is not suitable as an indicator of the future performance of an equity fund.**
- 9) This is for guidance only and not indicative of future allocation.
- 10) If the acquisition of Fund units is subject to a sales charge, up to 100% of such sales charge may be collected by the distributor; the exact amount shall be mentioned by the distributor as part of the investment advisory process. This also applies to any payment by the Management Company of an ongoing distribution fee from the all-in fee to the distributor. The all-in fee includes the expenses previously called management, administration and distribution fees.
- 11) TER generally: Total cost (except transaction costs) charged to the fund during the last financial year. TER for funds-of-funds: The costs incurred by the fund itself (except transaction costs). Since the fund held other investment units ("target funds") in the reporting period, further costs, charges and fees may have been incurred at the level of the target fund.

Disclaimer

Investing involves risk. The value of an investment and the income from it may fall as well as rise and investors might not get back the full amount invested. Allianz Europe Equity Growth is a sub-fund of Allianz Global Investors Fund SICAV, an open-ended investment company with variable share capital organised under the laws of Luxembourg. The value of the units/shares which belong to the Unit/Share Classes of the Sub-Fund that are denominated in the base currency may be subject to a strongly increased volatility. The volatility of other Unit/Share Classes may be different. Past performance is not a reliable indicator of future results. If the currency in which the past performance is displayed differs from the currency of the country in which the investor resides, then the investor should be aware that due to the exchange rate fluctuations the performance shown may be higher or lower if converted into the investor's local currency. This is for information only and not to be construed as a solicitation or an invitation to make an offer, to conclude a contract, or to buy or sell any securities. The products or securities described herein may not be available for sale in all jurisdictions or to certain categories of investors. This is for distribution only as permitted by applicable law and in particular not available to residents and/or nationals of the USA. The investment opportunities described herein do not take into

account the specific investment objectives, financial situation, knowledge, experience or specific needs of any particular person and are not guaranteed. The views and opinions expressed herein, which are subject to change without notice, are those of the issuer companies at the time of publication. The data used is derived from various sources, and assumed to be correct and reliable at the time of publication. The conditions of any underlying offer or contract that may have been, or will be, made or concluded, shall prevail. For a free copy of the sales prospectus, incorporation documents, daily fund prices, key investor information, latest annual and semi-annual financial reports, contact the management company Allianz Global Investors GmbH in the fund's country of domicile, Luxembourg, the Swiss funds' representative and paying agent BNP Paribas Securities Services, Paris, Zurich branch, Selnaustrasse 16, CH-8002 Zürich or the editor either electronically or by mail at the given address or www.allianzgi-regulatory.eu. Please read these documents, which are solely binding, carefully before investing. This is a marketing communication issued by Allianz Global Investors (Schweiz) AG, a 100% subsidiary of Allianz Global Investors GmbH. Further information on Investor Rights are available here (www.regulatory.allianzgi.com) The duplication, publication, or transmission of the contents, irrespective of the form, is not permitted; except for the case of explicit permission by Allianz Global Investors GmbH.